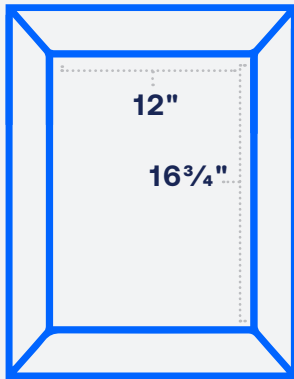


#TheFaceYouFund

DIY SELFIE FRAME


Show legislators who benefits when they fight to fund tobacco control.



STEP 1

Make Your Frame


Use the template on TRU's website or create your own 12 x 16.75-inch frame (opening measurements). Cardboard and cereal boxes work great as a sturdy base.



STEP 2

Personalize It


Add the hashtag #TheFaceYouFund somewhere that's easy to see – then decorate however you like! Get creative with items around the house, like wrapping paper, colorful tape or yarn.



STEP 3

Selfie Time

Once you've got your TRU gear on, hold up your frame and snap a selfie with your phone. If you need to, ask a family member to take the picture for you.



STEP 4

Share Your Pic

Between August and September 2020, post your selfie on social media. Include the message below (or write your own), making sure you tag @TRUinPA and your legislators!

SAMPLE POST:

@LegislatorNameGoesHere @LegislatorNameGoesHere

You can help save kids like me from a life of nicotine addiction!
#TheFaceYouFund #MSAinPA @TRUinPA

No time to make your own? Download our virtual frames and create a selfie story on Instagram or Facebook!

